

2025 2.0T



Overseas model shown.

Tank 300

Hi4T

Tank 300. Be More Tank.

Contents	Page 1
Introduction	Page 2
Design	Page 6
Performance	Page 12
Technology	Page 16
Safety	Page 18
GWM Care	Page 22
Accessories	Page 24
Plug-in Hybrid	Page 28
Colour	Page 30
Dimensions	Page 32
Specifications	Page 34

Say hello to GWM.

GWM is a world-renowned vehicle manufacturer capable of designing and producing SUVs, utes and powertrains simultaneously. At GWM, everything we do is grounded in our corporate philosophy: ‘improving little by little every day.’ From building world-class research and development systems, which enable continuous innovation, to following the ‘excessive investment’ principle, which drives industry leadership, we relentlessly put our philosophy into practice. With nearly 8 million sales to date, in more than 170 countries (and counting), we are the No. 1 SUV brand in the world’s largest market and have been for the past 9 years. Our brand vision is to pioneer global mobility solutions, which use innovative technology to deliver a more pleasurable driving experience. Through innovation and global collaboration, we continue to improve our vehicles’ reliability, safety, performance, design and technology.



Part luxury vehicle. Part 4x4. All Tank.



Introducing the first perfectly constructed luxury vehicle and rugged off roader. Finally, a true 4x4 wrapped in a world of comfort and superior technology without compromise.



On the outside, the Tank 300 is designed with crushing 4x4 good looks, muscular frame and impressive 18" Chrome Alloy Wheels*. Climb inside however, and you'll discover a world of pure luxury with its European designed cabin and soft, supple full grain faux Nappa leather accented seats*. Depending on the model, the heating and cooled front seats will help you cope with any climate. And the 8-way adjustable driver's seat*, combined with the cockpit-inspired Aviation gear lever, will reignite your passion for driving as you set off on every adventure.

Rugged good looks. Soft, supple interior.

*Ultra variant only



9 speakers Infinity soundsystem*

**Ultra variant only*



Aviation gear shifter



Microfibre Faux Leather Steering Wheel



Purposefully designed centre console



*8-Way Power Driver Seat Adjustment**

**Ultra variant only*



*Wireless charging port**

**Available on selected variants*

Purebred performance.



Powered by a responsive 2.0-litre turbocharged petrol engine paired with a powerful electric motor, the Tank 300 PHEV delivers a combined 300kW and 750Nm of torque*, offering exceptional performance both on and off the road. With a NEDC-tested electric driving range of up to 115km* and a combined driving range of up to 955km*, it provides the flexibility of electric driving for daily commutes and the confidence of petrol power for longer adventures. Supported by GWM's advanced Dedicated Hybrid Technology (DHT), the system seamlessly integrates petrol and electric power to maximise efficiency, responsiveness and driving capability across a wide range of conditions.

*Plug-in Hybrid variants only.

*Figures shown are based on NEDC testing under standard laboratory conditions. Real-world driving range, energy consumption and performance may vary depending on driving style, vehicle load, environmental conditions and accessories.

Choose from a responsive turbo petrol, powerful turbo petrol Hybrid (HEV) or Plug-in hybrid (PHEV).



Overseas model shown.

Advanced technology for driving enjoyment.

The Tank 300 PHEV showcases GWM's advanced Hi4-T plug-in hybrid technology, engineered to deliver exceptional performance both on and off road. Combining a powerful turbo petrol engine with a high-torque electric motor and intelligent 4WD system, Hi4-T provides instant electric response, smooth acceleration, and confident traction across challenging terrain. The system intelligently switches between electric, hybrid, and engine power to optimise efficiency and capability, while enabling near-silent electric driving when conditions allow. Whether navigating urban streets or tackling rugged tracks, Hi4-T ensures stronger control, greater efficiency, and uncompromised off-road performance in every drive.


*PHEV Tank 300 Models only.



Built to the safest standards.



ANCAP Safety test




ANCAP Safety test

This incredibly rugged and luxurious 4x4 is also unbelievably safe. Having achieved the highest possible 5 star safety rating by ANCAP, the Tank 300 comes with a comprehensive suite of safety systems designed to protect you and others on the road. Advanced safety features including Intelligent Adaptive Cruise Control, Rear Collision Warning, Lane Keep Assist and Traffic Sign Recognition, all combine to give you peace of mind knowing that GWM is looking out for you and everyone else around you every time you drive.

*5-Star ANCAP Rating not included on Tank 300 PHEV models yet.

Protection from every angle.



The vehicle's smart active and passive safety technology including a 360-view camera, Auto Emergency Braking, Rear Cross Traffic Assist with Braking, Lane Departure Warning and Blind Spot Detection, will let you know who or what's in front, behind and either side of you every time you take the Tank 300 out for a drive.



Overseas model shown.

GWM Care.

Every GWM comes with GWM Care. It begins from the moment you take delivery of your vehicle and continues long into the future. Wherever the road leads, you can rest assured knowing that your GWM will be kept at its best for many years to come.

8 Year Unlimited
KM Battery Pack
Warranty*

6 Year
200,000 KM
Warranty

*Hybrid-Electric Vehicle Battery Pack

GWM Genuine Accessories. For the road ahead.



Visit [gwmanz.com/models/suv/tank-300/accessories](https://www.gwmanz.com/models/suv/tank-300/accessories)





See your GWM Dealer to confirm Genuine Accessories are suitable for your vehicle prior to ordering, as specifications, applicability, availability and fitment requirements may change over time. Consider combined mass of load and accessories to ensure gross vehicle mass limits are not exceeded. Fitment of certain accessories may require recalibration, relocation or removal of standard equipment (which may be retained by GWM Dealer). The displayed image serves as a representation of the actual part and may vary. Contact your GWM dealer for further information.

Driven by a new energy.

Hi4T

GWM's Hi4-T plug-in hybrid system in the Tank 300 PHEV delivers a new level of electrified capability. Integrating a turbocharged petrol engine, dedicated hybrid transmission and high-capacity Lithium-Ion battery, it enables extended electric driving for everyday trips while maintaining the strength and durability expected from a true off-roader.

The system intelligently manages power delivery to balance efficiency and performance, providing seamless transitions between drive modes and consistent torque when tackling varied terrain. Designed to enhance both refinement and range without compromising capability, the Tank 300 PHEV with Hi4-T is engineered to handle workdays, weekends and everything in between.



Overseas model shown.

GWM vehicles are available in a range of stunning contemporary colours.



Standard Colour



Premium Colour



Premium Colour


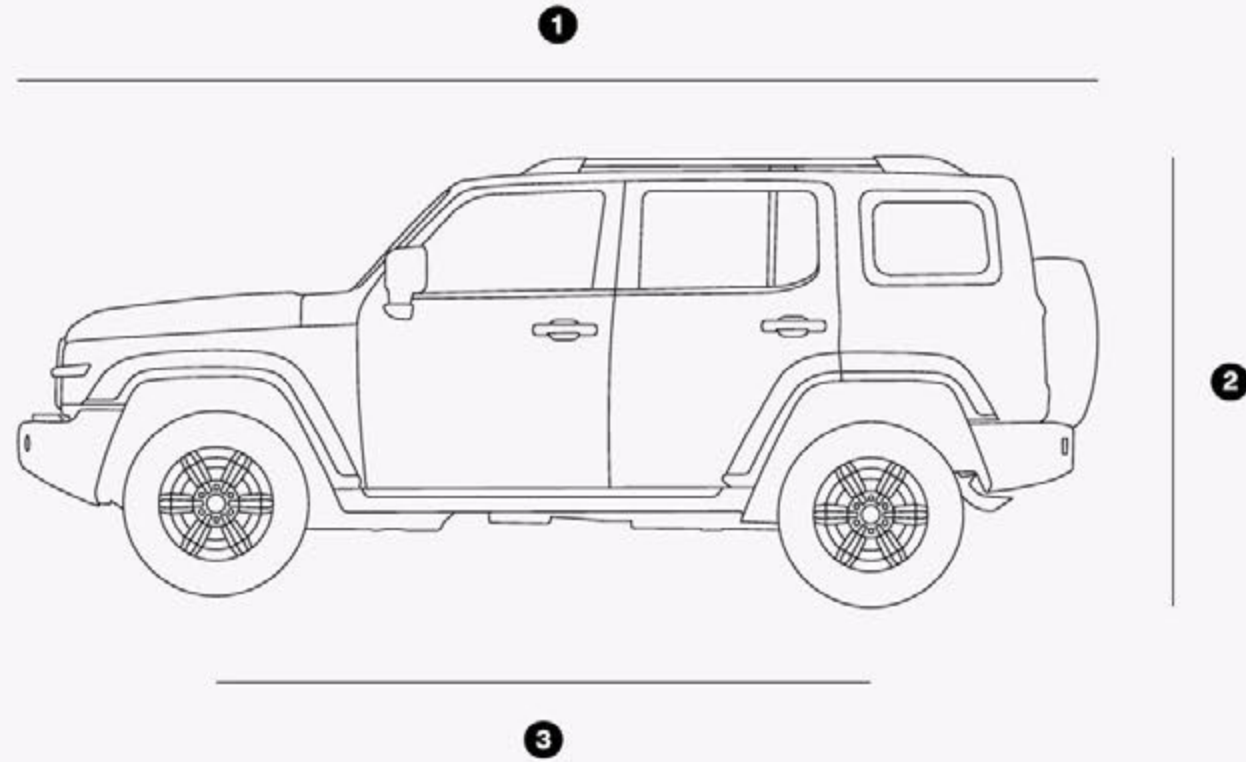
**Premium colour + \$495.*

Sundrift Sand only available on Tank 300 PHEV models.

Premium Colour

Colour.

- ① Length: 4760mm
- ② Height: 1903mm
- ③ Wheelbase: 2750mm
- ④ Width: 1930mm



Dimensions.

*Tank 300 Lux dimensions shown

		Ultra Petrol	Ultra Hybrid	Lux PHEV	Ultra PHEV
Dimensions	Length/Width/Height (mm)	4760 x 1930 x 1903	4760 x 1930 x 1903	4760 x 1930 x 1903	4760 x 1930 x 1903
	Wheelbase (mm)	2750	2750	2750	2750
	Front/rear wheel track (mm)	1608	1608	1608	1608
	Min ground clearance (mm)	224	224	222	222
	Approach/Break-Over/Departure Angle	33°/23°/34°	33°/23°/34°	32°/22°/33°	32°/22°/33°
Engine	2.0T Turbo Petrol	●	-	●	●
	2.0T Turbo Hybrid	-	●	-	-
	2.4T Turbo Diesel	-	-	-	-
	Displacement (cm ³)	1967	1998	1998	1998
	Max power (kW@rpm)	162 @ 5500	Electric motor 78kW; Petrol engine 180 @ 5500-6000; Combined 258kW;	Electric motor 120kW; Petrol engine 180 @ 5500-6000; Combined 300kW;	Electric motor 120kW; Petrol engine 180 @ 5500-6000; Combined 300kW;
	Max torque (Nm@rpm)	380 @ 1800 - 3600	Electric motor 268Nm; Petrol engine 380 @ 1700-4000; Combined 648Nm;	Electric motor 400Nm; Petrol engine 380 @ 1700-4000; Combined 750Nm;	Electric motor 400Nm; Petrol engine 380 @ 1700-4000; Combined 750Nm;
	Compression ratio	9.6 : 1	11.0 : 1	11.0 : 1	11.0 : 1
	Fuel economy (L/100km) combined ²	9.5	8.4	1.9	1.9
	Recommended fuel octane rating	91	91	91	91
	Wh/km	-	-	272	272
	NEDC EV range (km)	-	-	115	115
	NEDC Combined range (km)	-	-	955	955
	Low charge fuel economy (L/100km) combined ²	-	-	8.3	8.3
	Battery Chemistry	-	-	Nickel Manganese Cobalt	Nickel Manganese Cobalt
	Battery capacity (kWh)	-	-	37.1	37.1
	50kW DC charging	-	-	30-80% - 24 mins	30-80% - 24 mins
	AC charging (hour)	-	-	15-100% - 6.5 hours	15-100% - 6.5 hours
	V2L Capability	-	-	6kW	6kW
	Charge connection type	-	-	CCS2	CCS2
	Scheduled charging	-	-	●	●
	Battery pre-heating	-	-	●	●
Transmission	8-Speed Automatic Transmission (8AT)	●	-	-	-
	9-Speed Automatic Transmission (9AT)	-	-	-	-
	9-Speed Hybrid Automatic Transmission (9HAT)	-	●	●	●
	Driveline	Part time 4x4	Part time 4x4	Part time 4x4	Part time 4x4
	Gear ratios	1st 5.000 2nd 3.200 3rd 2.143 4th 1.720 5th 1.314 6th 1.000 7th 0.822 8th 0.640 Reverse 3.456	1st 5.288 2nd 3.243 3rd 2.252 4th 1.636 5th 1.211 6th 1.000 7th 0.867 8th 0.717 9th 0.598 Reverse 4.648	1st 5.288 2nd 3.243 3rd 2.252 4th 1.636 5th 1.211 6th 1.000 7th 0.867 8th 0.717 9th 0.598 Reverse 4.648	1st 5.288 2nd 3.243 3rd 2.252 4th 1.636 5th 1.211 6th 1.000 7th 0.867 8th 0.717 9th 0.598 Reverse 4.648

Specifications.

		Ultra Petrol	Ultra Hybrid	Lux PHEV	Ultra PHEV
Wheels	Size	265/65 17" Black Alloy Wheel	265/60 18" Chrome Alloy Wheel	265/65 18" two tone (H4-T) Alloy Wheel	265/65 18" two tone (H4-T) Alloy Wheel
	Spare wheel	Spare Tyre 265/65R17	Spare Tyre 265/60R18	Spare Tyre 265/60R18	Spare Tyre 265/60R18
Brakes	Front and rear	Front/ Rear: Vented Disc brake			
	Electronic park brake with Auto hold	●	●	●	●
Suspension	Suspension	Front: Doar: Multi link non-independent			
Weights and capacities	Towing capacity ³ - with trailer brakes	2,500	2,500	3,000	3,000
	Towing capacity ² - without trailer brakes	750	750	750	750
	Kerb weight ¹ (kg)	2,313	2,313	2,615	2,615
	Gross Vehicle Mass ¹ (kg)	2,753	2,753	3,225	3,225
	Seating capacity	5	5	5	5
	Fuel tank capacity (L)	75	75	70	70
Chassis & Steering	Electric Power Steering (EPS)	●	●	●	●
	Steering Wheel Adjustment (4-Directions)	●	●	●	●
	Speed Sensing Steering	●	●	●	●
	Steering Mode Adjustment (Sport/Comfort/Light)	●	●	●	●
	Turning circle - kerb to kerb (m)	12.0	12.0	12.0	12.0
	Front Differential Lock (Electric)	●	●	-	●
	Rear Differential Lock (Electric)	●	●	●	●
	Intelligent Start Stop	●	●	-	-
	All-Terrain Mode Selection	●	●	●	●
	Crawl Control (CCO)	●	●	●	●
	Turning Assist	●	●	●	●
	Transparent Chassis Function	●	●	●	●
	Exterior	Manual Tailgate	●	●	●
Side Step		●	●	●	●
Automatic Windscreen Wipers		●	●	●	●
Rear Windscreen Wiper		●	●	●	●
Roof Rails		●	●	●	●
Sunroof		●	●	●	●
Shark Fin Aerial		●	●	●	●
Trailer Power Outlet		●	●	●	●
Chassis Guard Board (2-piece)		-	-	●	-
Chassis Guard Board (3-piece)		●	●	-	●
Interior	Sunglass Holder	●	●	●	●
	Microfibre Faux Leather Steering Wheel	●	●	●	●
	Heated Steering Wheel	●	●	-	●
	Paddle Shifter	●	-	●	●
	Wireless Charging	●	●	●	●
	Front 12V Power	●	●	●	●
	Luggage Cabin 12V Power Outlet	●	●	●	●
	Luggage net hooks	●	●	●	●
	Luggage Cabin 220V Power Outlet	-	-	●	●

		Ultra Petrol	Ultra Hybrid	Lux PHEV	Ultra PHEV
Seats	Faux Leather Seats	-	-	-	-
	Leather Accented Seats	-	-	●	-
	Nappa Leather Accented Seat	●	●	-	●
	Heated Front Seat	●	●	-	●
	Front Seat Cooling	●	●	-	●
	Driver Seat Memory	-	●	-	●
	Driver Seat Massage	-	●	-	●
	8-Way Power Driver Seat Adjustment	●	●	-	●
	6-Way Power Driver Seat Adjustment	-	-	●	●
	4-Way Power Driver Seat lumbar Support Adjustment	●	●	-	●
	4-Way Power Front Passenger Seat Adjustment	●	●	●	●
	Rear Seatback Adjustment	●	●	●	●
	60/40 Split Rear Seat	●	●	●	●
	Entertainment	12.3 inch Full Colour Instrument Cluster	●	●	●
Radio FM / AM		●	●	●	●
Digital Radio DAB+		-	●	●	●
Bluetooth® Hands Free Link System		●	●	●	●
Built-in Navigation		-	●	●	●
12.3 inch Full Colour Touch Screen Infotainment System		●	●	●	●
Front USB with Charge & Data Transmission		●	●	●	●
Rear USB with Charge		●	●	●	●
9 Speakers		-	-	-	-
9 Speakers - Premium		●	●	●	●
Apple CarPlay™ + Android Auto		●	●	●	●
Wireless CarPlay® + Android Auto™		-	●	●	●
Telematics (APP)		-	●	●	●
Security		Smart Keyless Entry	●	●	●
	Push Button Start	●	●	●	●
	2 Smart Keys	●	●	●	●
	Engine Immobiliser	●	●	●	●
	Speed Sensing Central Locking (15KM/H)	●	●	●	●
	Door Ajar Warning System	●	●	●	●
Glass	Privacy Glass	●	●	●	●
	Front Power Window	●	●	●	●
	Rear Power Window	●	●	●	●
	Four Door Window Auto Up/Down With Safety Function	-	●	●	●
	Driver Door Window Auto Up/Down With Safety Function	●	-	-	-
	Auto Fold/Heated/Electric Adjustment Power External Mirror With Indicator	●	●	●	●
	External Mirror Memory	-	●	-	●
	Front Sunvisor with mirror and lamp	●	●	●	●
	Auto-dimming Rear View Mirror	●	●	-	●
	Rear Windshield Defrosting	●	●	●	●

		Ultra Petrol	Ultra Hybrid	Lux PHEV	Ultra PHEV
Safety	Type Pressure Monitor System (TPMS)	●	●	●	●
	Driver & Front Passenger SRS Airbags	●	●	●	●
	Front Side SRS Airbags	●	●	●	●
	Curtain SRS Airbags	●	●	●	●
	Front Middle SRS Airbag	●	●	●	●
	Seatbelt warning (All Seats)	●	●	●	●
	Front Seatbelt Pre-tensioners With Load Limiters	●	●	●	●
	Rear Seatbelt Pre-tensioners With Load Limiters (outer seats)	●	●	●	●
	Rear Row Children Monitor	-	●	●	●
	ISOFIX Child Restraint Anchorage Points (Outer Rear Seats)	●	●	●	●
	Child-proof Rear Door Locks	●	●	●	●
	Vehicle Stability Control (ESP)	●	●	●	●
	Brake Assist	●	●	●	●
	Hill Start Assist	●	●	●	●
	Hill Descent Control	●	●	●	●
	Adaptive Cruise Control (ACC)	●	●	●	●
	Auto Emergency Brake (AEB)	●	●	●	●
	Front Collision Warning (FCW)	●	●	●	●
	Lane Departure Warning (LDW)	●	●	●	●
	Lane Keeping Assist (LKA)	●	●	●	●
	Lane Central Keeping (LCK)	●	●	●	●
	Traffic Sign Recognition (TSR)	●	●	●	●
	Emergency Lane Keeping (ELK)	●	●	●	●
	Door Open Warning (DOW)	●	●	●	●
	Rear Collision Warning (RCW)	●	●	●	●
	Lane Change Assist (LCA)	●	●	●	●
	Rear Cross Traffic Alert (With Brake)	●	●	●	●
	Front Cross Traffic Alert (With Brake)	-	●	●	●
	High Way Assist (HWA)	-	●	●	●
	Reverse Assist	-	●	●	●
	Intelligent Parking Assist	-	●	●	●
	360° View Monitor	●	●	●	●
	Front Parking Assist (4 Sensors)	●	-	-	-
	Rear Parking Assist (4 Sensors)	●	-	-	-
Front Parking Assist (6 Sensors)	-	●	●	●	
Rear Parking Assist (6 Sensors)	-	●	●	●	
Speed Warning Adjustment	●	●	●	●	

		Ultra Petrol	Ultra Hybrid	Lux PHEV	Ultra PHEV
Lighting	LED Headlights	●	●	●	●
	LED Taillights	●	●	●	●
	Auto low beam	●	●	●	●
	Auto High Beam	●	●	●	●
	Front Fog lamp	●	●	●	●
	Rear Fog lamp	●	●	●	●
	DRL (Daytime Running Light)	●	●	●	●
	High-Mounted Stop lamp	●	●	●	●
	Headlight "Follow me home" Function	●	●	●	●
	Headlights Height Adjustment	●	●	●	●
	Ambient Lighting (7 Colour)	●	-	●	-
	Ambient Lighting (64 Colour)	-	●	-	●
	Reading lamp	-	●	●	●
	Luggage Room Lamp	●	●	●	●
	Ceiling lamp	●	●	●	●
Air conditioning	Automatic Air Conditioning	●	●	●	●
	Air Outlet to Second Row	●	●	●	●

¹Weights/mass/volumes/dimensions are approximate and subject to individual vehicle variances, and should be confirmed before fitting any accessories, towing or otherwise relying on this value

²Results achieved in ADR81/02 fuel consumption testing. Results produced in laboratory test conditions, using sample vehicles without fitment of accessories/customisation, and do not reflect real world driving. Figures should only be used for comparative purposes.

³Towing capacity subject to regulatory requirements, tow bar and vehicle design and towing equipment limitations.

⁴Android Auto™ is a trademark of Google LLC. Requires compatible device, USB connection, mobile data, network reception and GPS signal. Mobile usage at user's cost. Functionality subject to change.

⁵CarPlay® is a trademark of Apple Inc in the U.S. and other countries. Requires compatible device, USB connection, mobile data, network reception and GPS signal. Mobile usage at user's cost. Functionality subject to change.

⁶Vehicle dynamic control system includes Anti lock Brake System (ABS), Electronic Brake pressure Distribution (EBD), Traction Control System (TCS), Roll-over Mitigation Intervention (RMI), Electronic Stability Control (ESC)



Specifications.



For more information visit gwmcaribbean.com

GWM New Caribbean reserve the right to alter vehicle specifications and equipment levels without notice. Some equipment featured on vehicles in this brochure may not be available or may be optional. To the extent permitted by law, GWM Caribbean shall not be liable to any person as a result of reliance on the content of the brochure. Always check with your local GWM Dealer for the latest product specifications.